


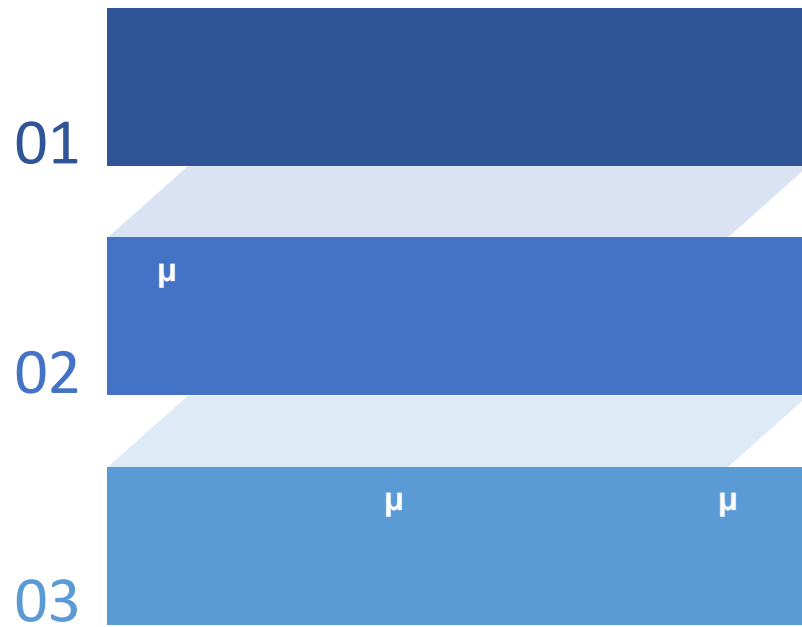
εκ

- 07.07.2021

- μ μ
1. μ 2021 μ 2020
 - i.
 - ii.
 - iii. μ μ & μ . .
 2. μ 2020
 3. μ 2020
 4. 2021
 - 5.
 6. μ .
 - 7.
 8. μ

- 07.07.2021

1. Ευστάθιος Κωστάντης – AIG EUROPE SA
2. Παναγιώτης Μαρκόπουλος – ΕΥΡΩΠΑΙΚΗ ΠΙΣΤΗ Α.Ε.Γ.Α



1.
2020

μ 2021

μ

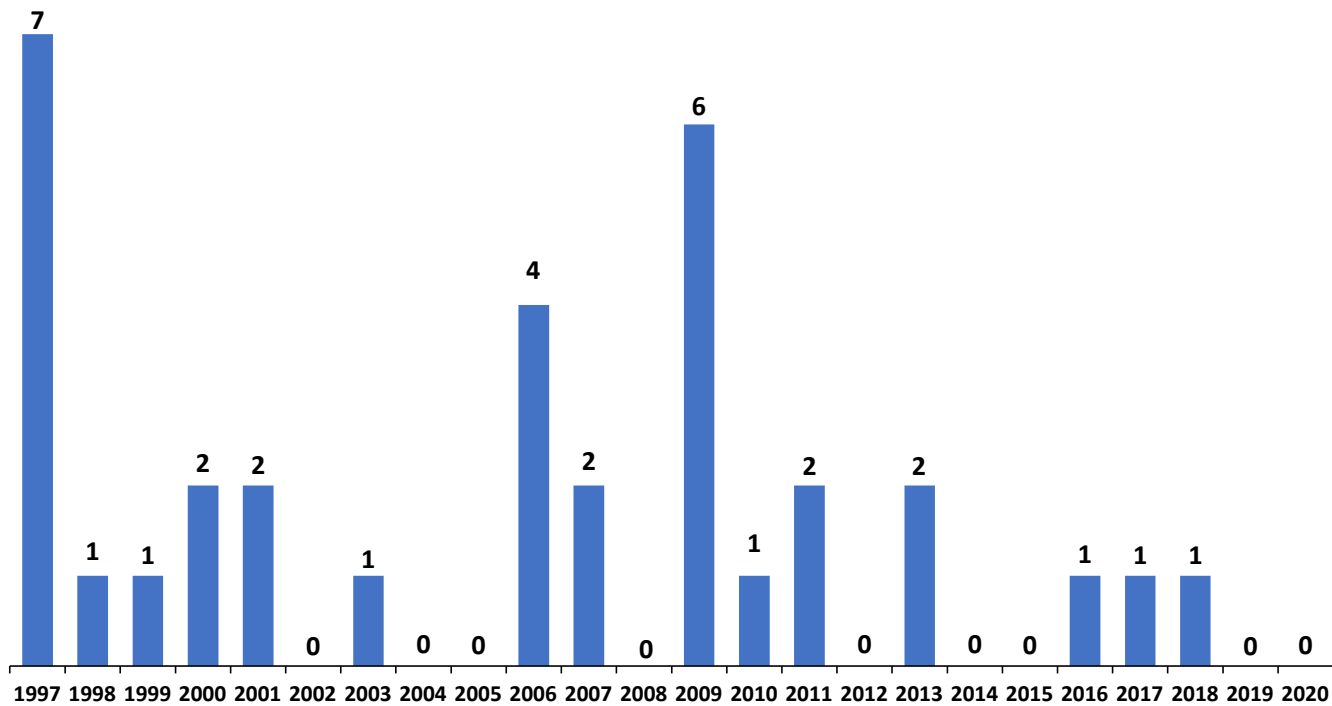
i)

- μ 2020
- μ 2021
- μ

i)

μ

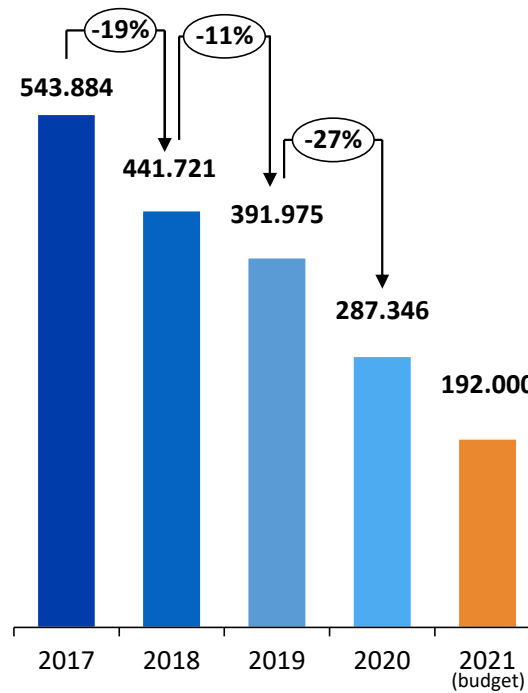
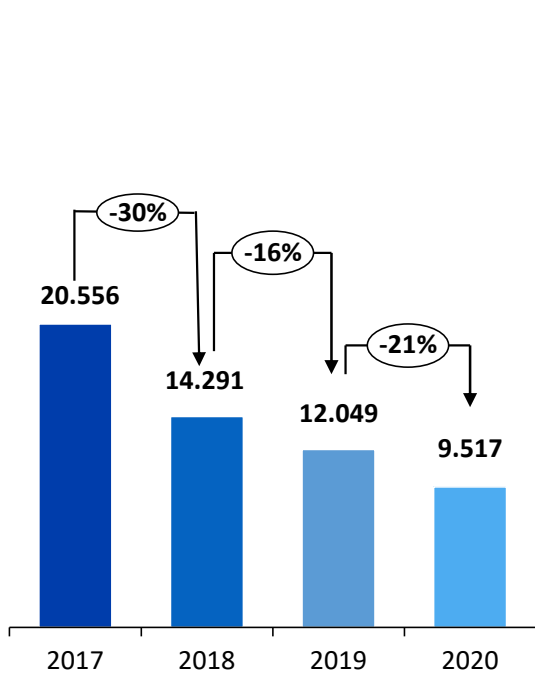
2020 –



- **2016:** Enterprise Greece SA
- **2017:** International Life SA
- **2018:** Aigaion Insurance Co. SA

i)

μ 2020 – μ μ



*

* (€000)

	μ	μ	μ
1	μ	μ	μ
			54%,
		μ	9.517
	31.12.2020		20.556
	31.12.2017.		
2			μ
	47%		.
3			2020,
	μ	μ	μ
	21%, μ		
	μ		27% μ
	€287		.
4	1.1.2018		31.12.2020
		μ	8.593
	(μ μ μ	μ	μ
	μ	μ	μ
).
5			μ
			μ
	€273		.

* Στο τέλος κάθε χρήσης

i)

μ 2020 – μ & . .

	2017	(€000) 2017	2018	(€000) 2018	2019	(€000) 2019	2020	(€000) 2020
..	9.540	190.048	6.833	167.511	5.324	164.217	4.269	136.357
..	11.026	353.836	7.458	274.210	6.725	227.758	5.248	150.989
	20.566	543.884	14.291	441.721	12.049	391.975	9.517	287.376

μ

μ

1

31.12.2020

4.269 μ
€136 .

μ μ
μ μ μ
μ μ μ 20% μ
μ 31.12.2017 55%.

2

μ , 1.1.2017 31.12.2020,
7.309 μ
(2.339 μ 2017, 1.866 μ 2018,
1.798 μ 2019 1.306 μ 2020).

1

31.12.2020

μ μ 5.248 μ
μ μ €151 .
μ μ 22% μ μ
μ μ 34% μ

2

μ , 1.1.2017 31.12.2020
3.738 μ
2.542 μ Enterprise, 829
International Life 220

3

μ 31.12.2017 μ μ
52%, μ 57%.

i)

μ 2020 – . .

	2019 (€000)	2020 (€000)		%
. . & . .	54.280	51.765	-2.515	-5%
. . .	5.460	5.302	-158	-3%
	50	150	100	200%
	370	281	-89	-24%
(A)	60.160	57.498	-2.662	-4%

	2019 (€000)	2020 (€000)		%
	17.613	19.715	2.102	12%
μ .	4.682	3.651	-1.031	-22%
	4.491	3.690	-801	-18%
()	26.786	27.056	270	1%
	86.946	84.554	3.392	-3%

- μ
- 1 μ 2020 μ €57,5 μ
 - 2 2020 μ ACCELERANT, ZK LYV INS μ WAKAM, μ
 - 3 2019 μ €17,6 μ 2020 €19,7 μ

i)

μ 2020 – . . (1/2)

	2019	2020
	88	47
	2.762	1.565
	3	2
. .	2.853	1.614
. .	2.040	2.060
	4.893	3.674

μ

2020, 25% μ 2019, 15%

€78 μ 2019.

	(€000) 2019	(€000) 2020	%	(€000) 2019	(€000) 2020	%
	6.253	1.884	-70%	71	40	-44%
	23.722	20.263	-15%	9	13	44%
	74	63	-15%	24	31	29%
. .	30.049	22.310	-26%	10	14	40%
. .	61.244	55.527	-9%	30	27	-10%
	91.293	77.837	-15%	19	21	11%
μμ /	911	1	-99,9%			

i)

μ 2020 – . . (2/2)

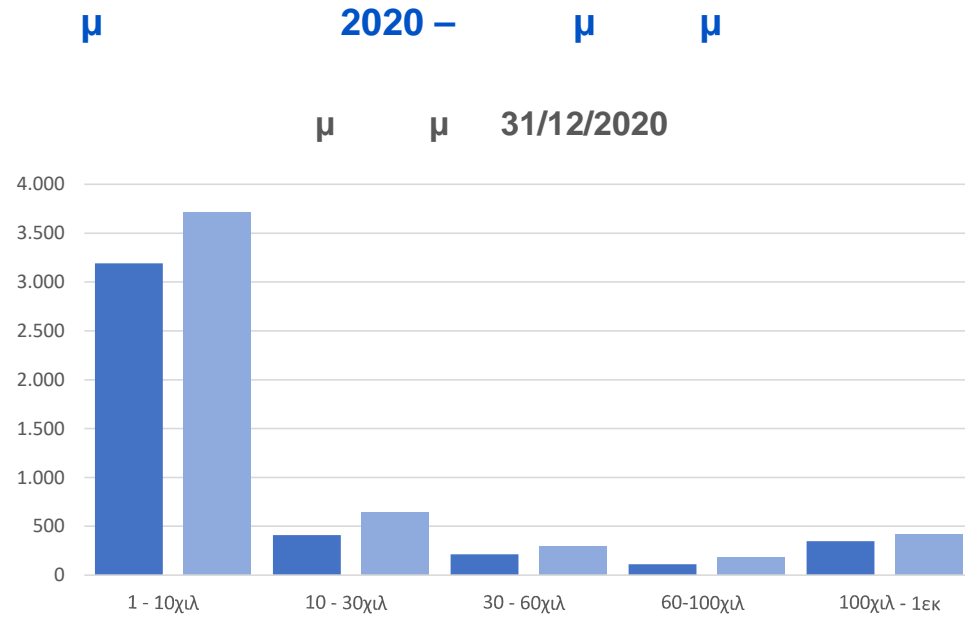
(€000)

	2019	2020	%
μ &	2.166	3.559	64%
	682	647	-5%
μ & / . .	2.300	2.434	6%
μ & / . .	651	547	-16%
μ &	593	490	-17%
	118	112	-5%
	19	30	58%
	41	46	12%
μμ	4.034	3.078	-24%
-	253	-5	-102%
	10.857	10.938	1%

1

μ
μ μ
1.466.731€

i)



	μ	μ
1	73% (6.904 μ)	μ μ
	€2,8 .	€10 .
2	8% (760 μ)	μ μ
	€1 . μ	€100 .
	€268 .	

2020	(€000)
..	4.269
..	5.248
9.517	287.346

i)

μ 2021

	2019			2020			2021		
	ΠΡΟΫΠΟΛΟΓΙΣΜΟΣ	ΠΡΑΓΜ/ΣΕΙΣ	ΑΠΟΚ.%	ΠΡΟΫΠΟΛΟΓΙΣΜΟΣ	ΠΡΑΓΜ/ΣΕΙΣ	ΑΠΟΚ.%	ΠΡΟΫΠΟΛΟΓΙΣΜΟΣ		
A. ΕΣΟΔΑ									
Επενδυτικές Όμιλών Ε.Κ.-Α.Α.	2,500,000.00	3,440,979.04	38.00%	3,300,000.00	3,237,141.42	-1.90%	2,500,000.00		
Ρευστοποιήσεις ασφαλιστικών Α.Α.	10,000,000.00	17,612,755.91	76.13%	17,000,000.00	19,714,768.43	15.97%	6,000,000.00		
Εισφορές Μελών Ε.Κ. - 6%	55,300,000.00	54,283,426.81	-2.19%	54,000,000.00	51,705,054.33	-4.14%	50,000,000.00		
ΤΓΟ 0,6%	5,400,000.00	5,460,324.69	1.11%	5,400,000.00	5,301,722.39	-1.82%	4,000,000.00		
Νέων Εγγράφων	50,000.00	50,000.00	0.00%	100,000.00	150,000.00	50.00%	50,000.00		
Προσαυξήσεις εισφορών	15,000.00	3,935.89	-73.76%	5,000.00	7,618.63	52.37%	6,000.00		
Τοσδα επενδύσεων	1,000,000.00	1,038,064.40	3.81%	750,000.00	446,868.75	-40.42%	350,000.00		
Πρόσθετα αναβαλλόμενα	5,000,000.00	4,681,828.16	-6.36%	4,000,000.00	3,651,334.68	-8.72%	3,000,000.00		
Τοσδα προηγούμενων χρήσεων και προβλέψεις	2,000.00	0.00	-100.00%	2,000.00	228,171.30	11308.57%	20,000.00		
ΣΥΝΟΛΟ Α	79,467,000.00	86,580,144.90	8.95%	84,557,000.00	84,502,679.93	-0.06%	65,926,000.00		
B. ΕΣΟΔΑ									
Λοιπές Τρίτων	3,500,000.00	3,543,789.51	1.25%	3,500,000.00	3,470,660.67	-0.84%	3,500,000.00		
Λοιπές Προσωπικό	3,000,000.00	2,848,158.01	-5.06%	4,550,000.00	4,208,284.19	-7.55%	2,500,000.00		
Γενικά και Ανόργανα Έξοδα	120,000.00	118,430.91	-1.31%	120,000.00	112,091.18	-6.59%	120,000.00		
Ασφαλίσεις	20,000.00	19,102.04	-4.49%	20,000.00	29,909.22	49.55%	30,000.00		
Διάφορες Προβλέψεις -Επισφαλείς Απαιτήσεις	50,000.00	40,746.63	-18.51%	50,000.00	165,758.44	231.52%	50,000.00		
Έξοδα Εκκαθαρίσεων	2,200,000.00	4,034,195.57	83.37%	3,500,000.00	3,078,426.39	-12.04%	3,000,000.00		
Αντασφάλιστρα	350,000.00	368,033.96	5.15%	250,000.00	281,017.86	12.41%	300,000.00		
Έξοδα προηγούμενων χρήσεων Φόροι-Τέλη	350,000.00	252,728.86	-27.79%	400,000.00	99,920.15	-66.69%	150,000.00		
ΣΥΝΟΛΟ Β	9,500,000.00	11,225,185.49	17.05%	12,290,000.00	11,444,068.10	-6.88%	9,650,000.00		
Γ. ΚΙΝΗΣΗ ΖΗΜΙΩΝ									
Πληρωμές Όμιλών Ε.Κ.	22,000,000.00	30,048,880.17	36.59%	22,248,000.00	22,309,656.35	0.28%	22,000,000.00		
Πληρωμές Όμιλών Α.Α.	68,000,000.00	61,244,201.56	-9.93%	58,900,000.00	55,527,286.59	-5.08%	53,000,000.00		
	90,000,000.00	91,294,081.73	1.44%	80,748,000.00	77,836,942.94	-3.61%	75,000,000.00		
Συμμετοχή αντασφαλιστών	1,000,000.00	911,099.78	-8.89%	300,000.00	911.20	-99.68%	450,000.00		
	89,000,000.00	90,382,981.95	1.55%	80,448,000.00	77,835,991.74	-3.25%	74,550,000.00		
Εκπαισές Όμιλός Ε.Κ.									
Παρούσης Χρήσης	150,000,000.00	164,216,892.60	9.48%	127,000,000.00	136,357,066.88	7.37%	107,000,000.00		
Προηγούμενης Χρήσης	167,511,342.53	167,511,342.53	0.00%	164,216,892.60	164,216,892.60	0.00%	136,357,066.88		
	-17,511,342.53	-3,294,449.93	-81.19%	-37,218,892.60	-27,859,825.72	-25.14%	-29,357,066.88		
Εκπαισές Όμιλός Α.Α.									
Παρούσης Χρήσης	252,000,000.00	227,757,839.22	-9.62%	169,000,000.00	150,989,157.48	-10.66%	85,000,000.00		
Προηγούμενης Χρήσης	274,209,554.84	274,209,554.84	0.00%	227,757,839.22	227,757,839.22	0.00%	150,989,157.48		
	-22,209,554.84	-46,451,715.62	-109.15%	-58,757,839.22	-76,768,681.74	-30.65%	-65,989,157.48		
ΣΥΝΟΛΟ Γ	49,279,302.69	40,636,816.40	-17.54%	-19,526,791.82	-26,792,515.72	-72.56%	-20,796,224.36		
Δ. ΑΠΟΤΕΛΕΣΜΑΤΑ									
Δ= Α - (Β + Γ)	20,597,897.37	34,718,143.01		87,793,731.82	99,851,127.55		77,072,224.36		
Υπόλοιπα διαχ/σης προηγούμενων Χρήσεων	-308,927,021.53	-308,927,021.53		-274,208,878.52	-274,208,878.52		-174,357,750.97		
Υπόλοιπα διαχ/σης παρούσης Χρήσης	-289,329,124.16	-274,208,878.52		-186,415,146.70	-174,357,750.97		-97,285,526.61		

i)

μ

1

μ

μμ

2

3

μ

μ

μ

4

μ

μ

1. 2020 μ 2021 μ

ii)

2020 μ 11 μ 3 2.637.428€ μ

εκ